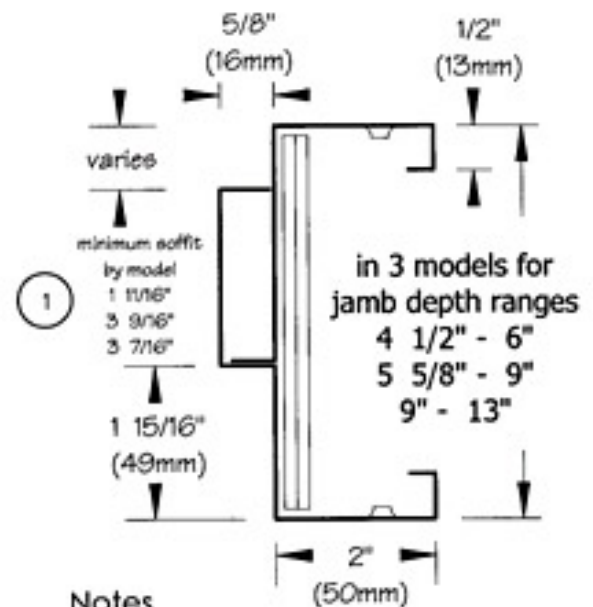


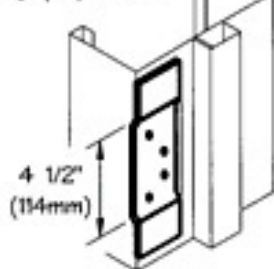
jamb bottom  
with typical Slide



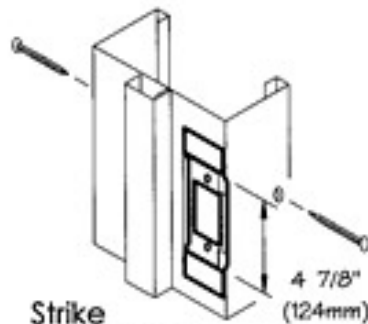
**Notes**

- Available in 18 and 16 gauge
- For Positive and Negative pressure Fire Labeling criteria, see publications
- Any item not listed is considered extra
- For use with #8 x 2 1/2" Drywall type mounting screws (extra).
- Option: use #8 self-tapping masonry screws (by others)
- For use with GJ84 grommet type bumpers (extra).
- KD mitre tabs included
- Slides per jamb: up to 76" - 3; greater than 76" to 8'0" - 4
- Screw holes per jamb: up to 76" - 6; greater than 76" to 8'0" - 8
- Surface closer reinforcing (12" x 13/4") included
- For use with parallel arm closer reinforcing (extra)
- All dimensions are nominal

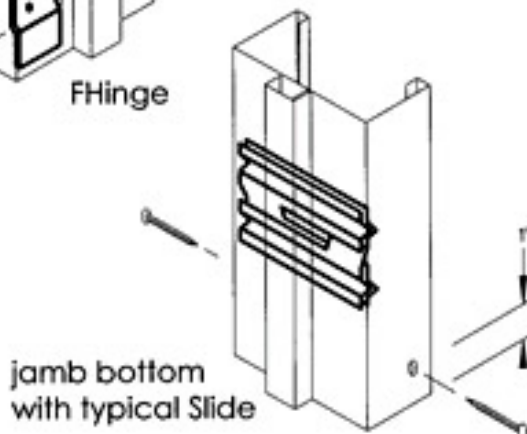
typical  
templated  
standard weight  
hinge preparation



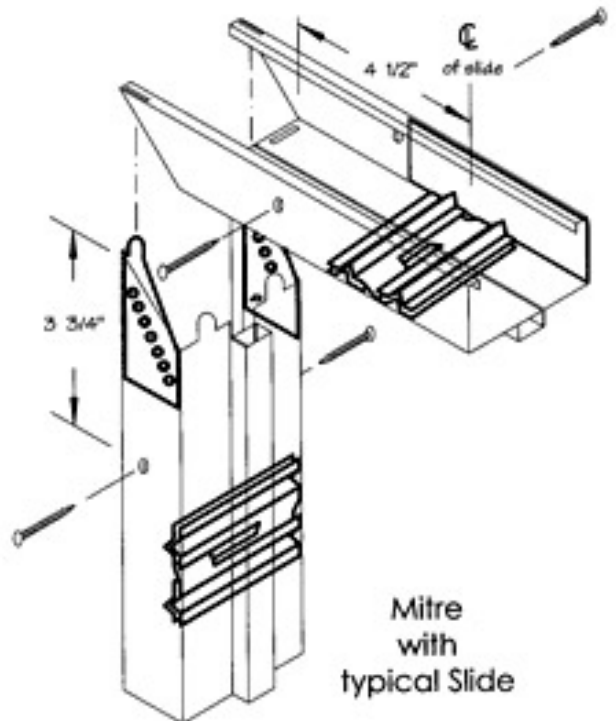
FHinge



Strike  
A.N.S.I. A115.2



jamb bottom  
with typical Slide



Mitre  
with  
typical Slide